

How to post poster presentation

Postable date: March 1, 2022–March 14 12:00

e-poster <https://confitvas.atlas.jp/wood2022/slides/login>

Video <https://confit-vas.atlas.jp/wood2022/video/login>

Login information:

Login ID Presentation number

Password: Email address registered at the time of registration

Poster presentation format

Presentations can be made in the following two formats.

Required

E-poster

Optional

Short presentation

(It is used for the selection of the best poster award.)

Display



You can post multiple pages

File format is jpeg, jpg, png

The upper limit of the file size is 10MB per page.

The maximum number of sheets is 100

Executive Committee recommended size

Size 4: 3

Number of pages: 5-10


[For details, see the example of the conference website]

This button turns the page

Overview of short presentation

Optional

Display



Video files can be posted

The file format is mp4, mov, wmv, avi

File size: up to 1GB

Executive Committee recommended size

Time 2-3 minutes

How to post E-poster

English

20xx年Confit学会学術大会

発表データ登録(画像)

20xx年Confit学会学術大会の発表データ(画像)アップロードサイトです。

講演番号とメールアドレスを入力して、「ログイン」をクリックしてください。

ログイン

講演番号

メールアドレス

⇒ ログイン

推奨環境

以下のブラウザで正常に動作することを確認しております。

- Google Chrome 最新版
- Mozilla Firefox 最新版
- Microsoft Edge 最新版
- Safari 最新版

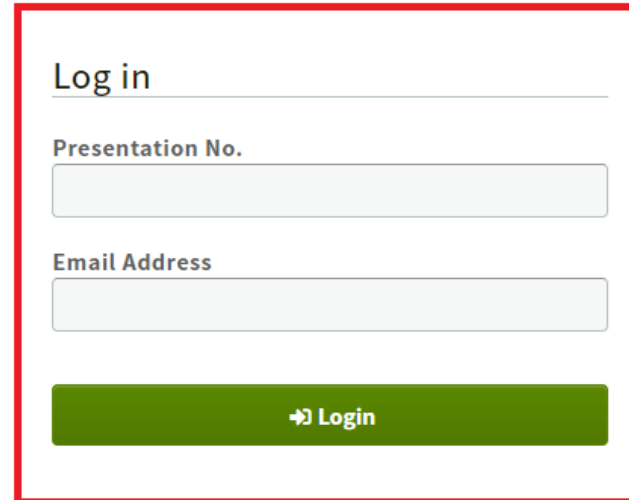
推奨環境下でもブラウザの設定によっては正しく動作しない場合があります。ご了承ください。

Click here

Uploading Presentation Files (Image)

This is a site for uploading the presentation files (image) of Confit Conference 20xx.

Please enter the presentation number, your email address and click "Login".



The screenshot shows a login form with the following elements:

- A "Log in" label above a horizontal line.
- A "Presentation No." label above a text input field.
- An "Email Address" label above a text input field.
- A green "Login" button with a right-pointing arrow icon.

System Requirements

We have confirmed that the following browsers work properly.

- Google Chrome latest version
- Mozilla Firefox latest version
- Microsoft Edge latest version
- Safari latest version

Even in a recommended environment, the site may not work properly depending on your browser settings.

Visit here

<https://confitvas.atlas.jp/wood2022/slides/login>

And enter your presentation number and email address to "log in"

Uploading Presentation Files (Image)

Please check the presentation title and upload the files. The presentation title may differ from the program information.

Presentation No.	DEMO11-7
Name	アトラス 太郎
Title	テスト演題(e-poster)



File upload

After upload, image files will be protected from being printed, downloaded, and copied for security reasons.

▲ Notice

After uploading, please be sure to play the images yourself to make sure that the uploaded images are correct. The images can not be deleted. Once uploaded, it cannot be returned to the unregistered state. To replace the file, re-upload a revised version of the file.

Files

1  発表データ収録公開権限(スライド) P-1.png 

[⇄ Replace all image files](#)

This images does not infringe the copyrights of third parties and other intellectual property rights.

I have read and understood the "Notice".

[Register](#)

[← Cancel](#)

Your name and the title of the presentation will be displayed.

Upload the file.

File format: jpeg, jpg, png

File size limit: 10 MB / 1 file

Maximum number of pages: Up to 100 pages

The upper limit can be changed according to the lecture.

Drop the file in the “Drag & drop some files here” location or click “Drag & drop some files here” and select the file from your PC.

Registration of presentation Slides

Please check the presentation title and register the slides. The presentation title may differ from the program information.









Presentation No.
Name
Affiliation
Title
Subtitle

File upload

Notice
If you want to change the file, upload the file you want to replace again.


Slides

Please upload your slide images from here. You can upload more than one image at a time.

1	 slide-2.png		
2	 slide-2.png		
3	 slide-1.png		

[Add Files](#)

Accepted file type: jpeg, jpg, png
File size limit: 10 MB / 1 Mb
Limit number of files: 20

 Remove

Upload

[← Cancel](#)

Last Modified: -

[← Logout / Display other slides](#)

The uploaded image is displayed as a thumbnail.

If there is an additional file, add it from the "Add File" button.

After confirming, click "Register".

E-poster Confirmation screen

Registration of presentation Slides





Please check the presentation title and register the slides. The presentation title may differ from the program information.

Presentation No.
Name
Affiliation
Title
Subtitle

File upload

 Notice
If you want to change the file, upload the file you want to replace again.

Slides

1		サングラス編 1	
2		サングラス編 2	
3		サングラス編 3	

This slide image does not infringe the copyrights of third parties and other intellectual property rights.
 I have read and understood the "Notice".

Last Modified

Check the uploaded data.

You can rearrange the slides by dragging and dropping.

Once a slide is registered, it cannot be returned to the unregistered state.

If you want to fix it, please upload the slide again

.If there is no problem, check the consent statement and register from the "Register" button.

Registration of presentation Slides

Please check the presentation title and register the slides. The presentation title may differ from the program information.

Presentation No.
Name
Affiliation
Title
Subtitle

File upload

Notice
If you want to change the file, upload the file you want to replace again.

Slides

Complete
The slides have been registered. The following slides will be embedded in the publish page. Please make sure there is no problem with the way they look. If you have any changes to the slides, click the [edit] button to modify them.



← ▶

↑ ↓

or edit

Last Modified

[Logout / Register other slides](#)

The upload is complete.

If there are multiple pages of slides, the bottom left of the screen

You can send slides with the arrow buttons.

If you need to change the slide, click the “Edit” button to correct it.

Confit Conference 20xx

アトラス 太郎,

The presentation data (image) has been uploaded. Please be sure to play the images yourself to make sure that the uploaded images are correct.

Upload Date : Oct 21, 2021 3:13 PM JST

Presentation No. : DEMO11-7

Your presentation title : テスト演題(e-poster)

This is an automated message. Please do not reply to this email.

When the upload is complete,
an email will be automatically sent
to the email address you used to
log in.

How to post short-presentation

Uploading Presentation Files (Video)

This is a site for uploading the presentation files (video) of Confit Conference 20xx.

Please enter the presentation number, your email address and click "Login".

Log in

Presentation No.

Email Address

[➔ Login](#)

⋮ System Requirements

We have confirmed that the following browsers work properly.

- Google Chrome latest version
- Mozilla Firefox latest version
- Microsoft Edge latest version
- Safari latest version

Even in a recommended environment, the site may not work properly depending on your browser settings.

Visit here

<https://confitvas.atlas.jp/wood2022/video/login>

And enter your presentation number and email address to "log in"

Short-presentation Movie file uploading

Uploading Presentation Files (Video)

Please check the presentation title and upload the video files. The presentation title may differ from the program information.

Presentation No.	DEMO6-7
Name	アトラス 太郎
Title	テスト演題(オンデマンド配信)

File upload

Notice

After uploading, please be sure to play the video yourself to make sure that the uploaded video is correct. The video files can not be deleted. To replace the file, re-upload a revised version of the file. Also, if your environment restricts access to video sharing sites, you may not be able to upload videos. If the upload does not complete, please try a different network environment.

Video files

Please select the file to upload and click "Upload".

Uploadable file type : MP4, MOV, WMV, AVI
File size limit : 1GB

選択されていません

This video does not infringe the copyrights of third parties and other intellectual property rights.

I have read and understood the "Notice".

Last Modified -

[← Logout / Register other videos](#)

Upload the file.

File format: mp4, mov, wmv, avi

File size: Approximately 500MB (up to 1GB)

Recommended file size: 16: 9

Drop the file in the "Select File" section or click "Select File" and select the file from your PC.

Short-presentation Movie file uploading

Please check the "Notice" before proceeding to upload the lecture video.

Please wait without closing the window until all the processes of "Step 1.", "Step 2." and "Step 3." are 100%.*

Please note that if you close the window during uploading, the video will not be uploaded correctly.

File upload

⚠ Notice


After uploading, please be sure to play the video yourself to make sure that the registered video is correct. The video files can not be deleted. To replace the file, re-upload a revised version of the file. Also, if your environment restricts access to video sharing sites, you may not be able to upload videos. If the upload does not complete, please try a different network environment.

Video files

The system is now processing to upload a video. Depending on the file size and congestion, it may take several tens of minutes to complete.

Please do not close the window until the process is complete.

Step 1. Upload ✔ 100%



Step 2. Transcode 0%



Step 3. Thumbnail Registration Waiting



Last Modified

Uploading

Short-presentation Upload complete

⚠ Notice

After uploading, please be sure to play the video yourself to make sure that the registered video is correct. The video files can not be deleted. To replace the file, re-upload a revised version of the file. Also, if your environment restricts access to video sharing sites, you may not be able to upload videos. If the upload does not complete, please try a different network environment.

Video files

✔ Completed

The video file has been uploaded. Please check the video and upload the file again if there are any corrections.



Please select the file to upload and click "Upload".

Uploadable file type : MP4, MOV, WMV, AVI
File size limit : 1GB

選択されていません

This video does not infringe the copyrights of third parties and other intellectual property rights.

I have read and understood the "Notice".

The upload is complete.

When the upload is complete, an email will be automatically sent to the email address you used to log in.


You can view the uploaded video from the play button at the bottom left.

If you want to replace the video, please upload the video again by clicking the "Select File" button.

Q & A method

Q & A method

Questions and answers will be conducted in chat format
(From the comment function at the bottom
right of the poster page for each presenter)



The screenshot shows a poster page for 'Atlas' (Advance Scholarly Communications) with the title '学術大会支援サービス「Confit」ご紹介' and '株式会社アトラス'. The poster is displayed on a mobile device interface. At the bottom of the poster, there is a navigation bar with icons for back, forward, search, and zoom. Below the poster, there is a comment section with two entries. The first entry is from 'アトラス 太郎 (アトラス大学)' dated '2021/09/15 15:15' with the text '質問があります'. The second entry is also from 'アトラス 太郎 (アトラス大学)' dated '2021/09/15 15:15' with the text 'あいうえお'. The 'コメント (2)' button is highlighted with a red box.

PDF ダウンロード スケジュール 0 いいね! 0 **コメント (2)**

1. **アトラス 太郎 (アトラス大学)**
2021/09/15 15:15 [削除]
質問があります
2. **アトラス 太郎 (アトラス大学)**
2021/09/15 15:15 [削除]
あいうえお